

Scaled data based on original data using
LM-79-08 Approved Method: Electrical and Photometric Measurements of Solid-
State Lighting Products

Test Report Prepared for
Cooper Lighting Solutions
(formerly Eaton)

Brand: STREETWORKS

Report Number: P527913

Luminaire Tested: **GLAN-SA3A-727-U-5WQ-GRSBK**

Issue Date: 5/27/2021

Test Information

Test Method: LM-79-08
Report Number: P527913
TEST IS SCALED FROM IESNA LM-79-08 TEST DATA (G3-2011-057-1)
Test Lab: INNOVATION CENTER
Issue Date: 5/27/2021
Manufacturer: COOPER LIGHTING SOLUTIONS (FORMERLY EATON)
Product Line: STREETWORKS
Catalog Number: GLAN-SA3A-727-U-5WQ-GRSBK
Description: GALLEON AREA AND ROADWAY LUMINAIRE
(3) 70 CRI, 2700K, 615mA LIGHTSQUARES WITH 16 LEDS EACH AND TYPE V WIDE OPTICS WITH BLACK GLARE REDUCTION SHIELD
Light Source: -
Ballast/Driver: ELECTRONIC DRIVER

Summary

Lumens per Lamp: N/A
Luminaire Lumens: 5955 lumens
Efficiency: N/A
Efficacy: 64.0 lumens/watt
Luminous Opening: Rectangular (W 1' x L: 1' x H: 0')
IES Classification: Type V - Short
BUG Rating: B2 - U0 - G0

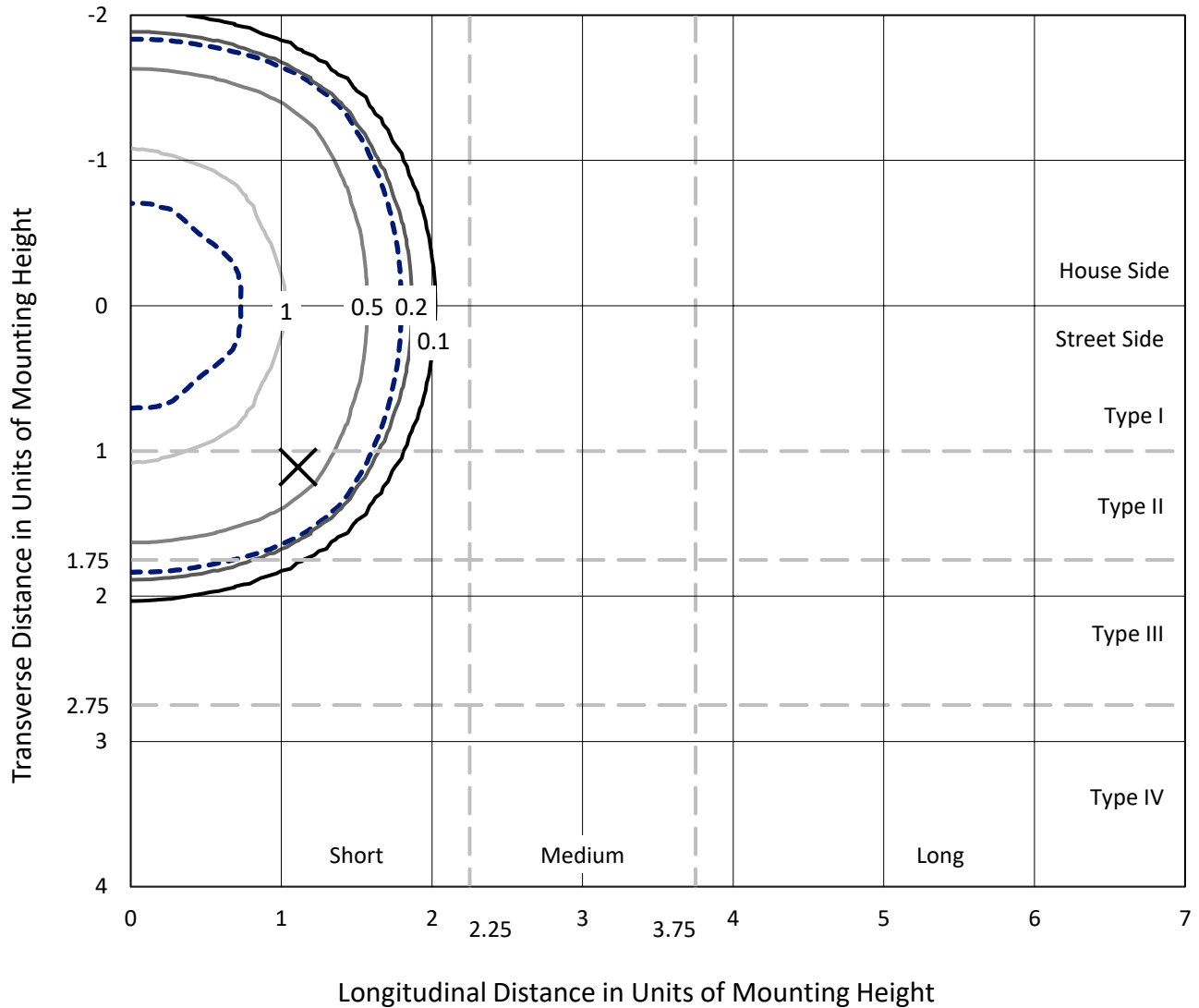
Input Watts (W): 93
Input Voltage (V): NR
Input Current (Ain): NR
Voltage Rise (V): NR
Power Factor: NR
Total Harmonic Distortion (THDi): NR
Frequency (hertz): 60
Stabilization Time: NR
Operation Time: NR
Ambient Temperature (°C): NR
Test Distance: 24 FT



REPORT NUMBER: P527913
 CATALOG NUMBER: GLAN-SA3A-727-U-5WQ-GRSBK

Iso-Footcandle Lines of Horizontal Illumination

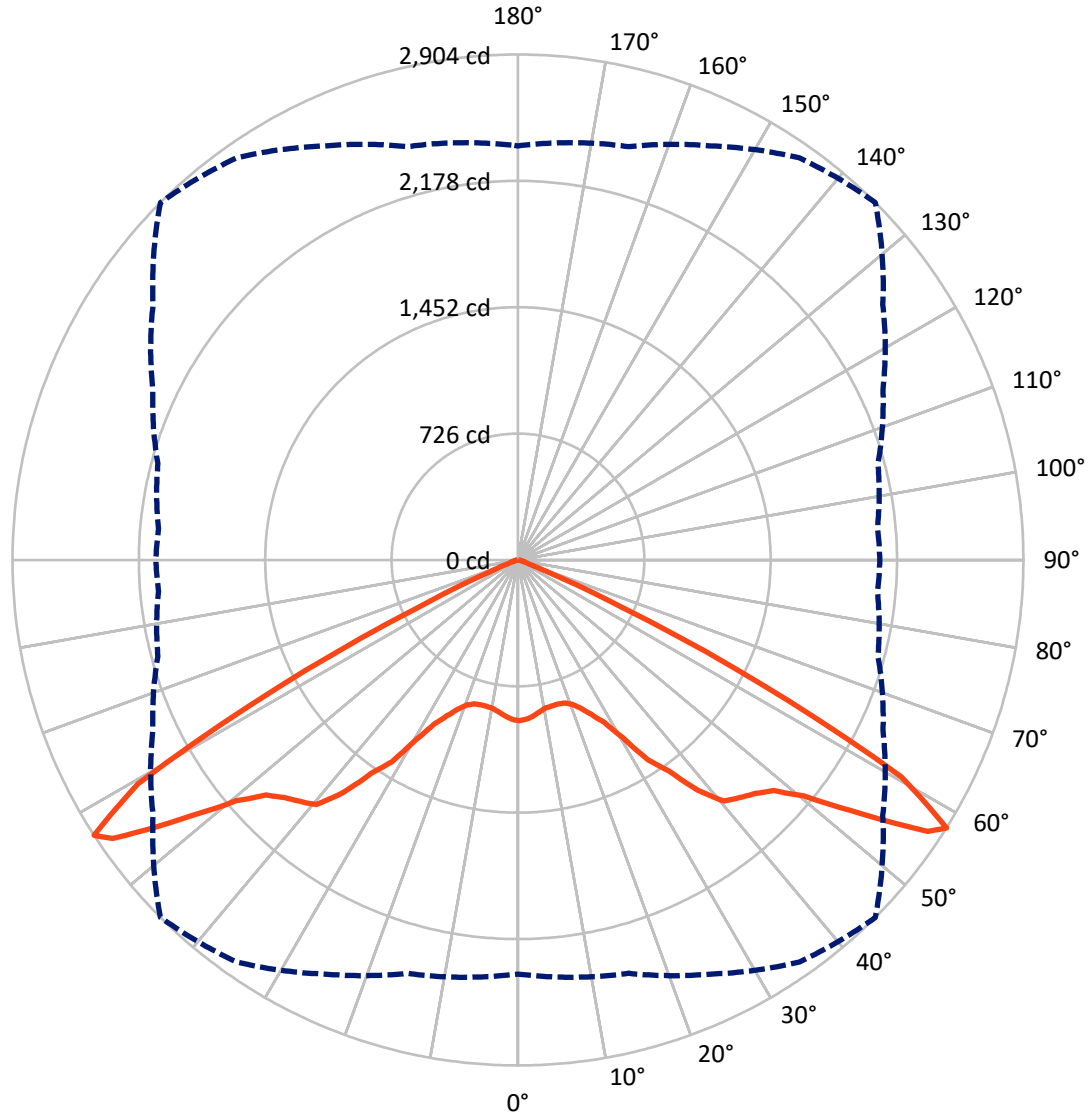
× Max cd
 - - - 1/2 Max cd



Based on 25 foot mounting height. Maximum calculated value = 1.5 fc
 Type V - Short - N/A

REPORT NUMBER: P527913
CATALOG NUMBER: GLAN-SA3A-727-U-5WQ-GRSBK

Luminous Intensity Polar Plot



— Vertical Plane Through 45-Deg Lateral - - - Horizontal Cone Through 57.5-Deg Vertical

REPORT NUMBER: P527913
 CATALOG NUMBER: GLAN-SA3A-727-U-5WQ-GRSBK

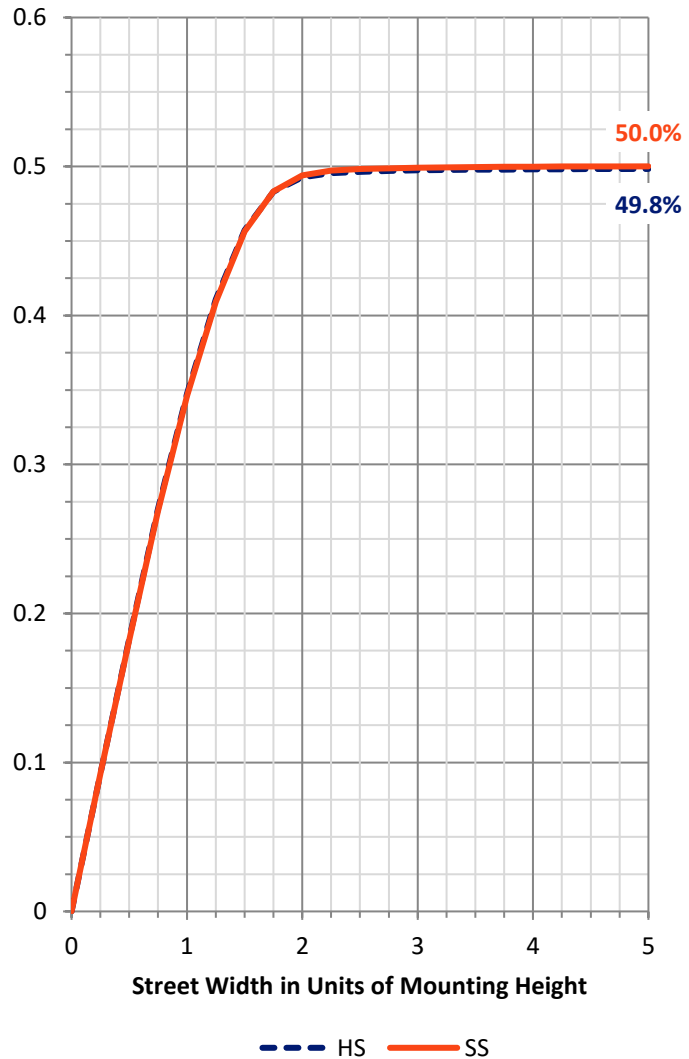
FLUX DISTRIBUTION:

		Downward	Upward	Total
House Side	Lumens	2977.5	0.0	2977.5
	% Fixture	50.0	0.0	50.0
Street Side	Lumens	2977.5	0.0	2977.5
	% Fixture	50.0	0.0	50.0
Total	Lumens	5955.0	0.0	5955.0
	% Fixture	100.0	0.0	100.0

ZONAL LUMENS:

Zone	Lumens	% Fixture
0°-10°	84.9	1.4
10°-20°	245.3	4.1
20°-30°	452.9	7.6
30°-40°	890.6	15.0
40°-50°	1450.6	24.4
50°-60°	2068.8	34.7
60°-70°	716.3	12.0
70°-80°	38.4	0.6
80°-90°	7.2	0.1
90°-100°	0.0	0.0
100°-110°	0.0	0.0
110°-120°	0.0	0.0
120°-130°	0.0	0.0
130°-140°	0.0	0.0
140°-150°	0.0	0.0
150°-160°	0.0	0.0
160°-170°	0.0	0.0
170°-180°	0.0	0.0
0°-90°	5955.0	100.0
0°-180°	5955.0	100.0

Coefficient of Utilization



REPORT NUMBER: P527913

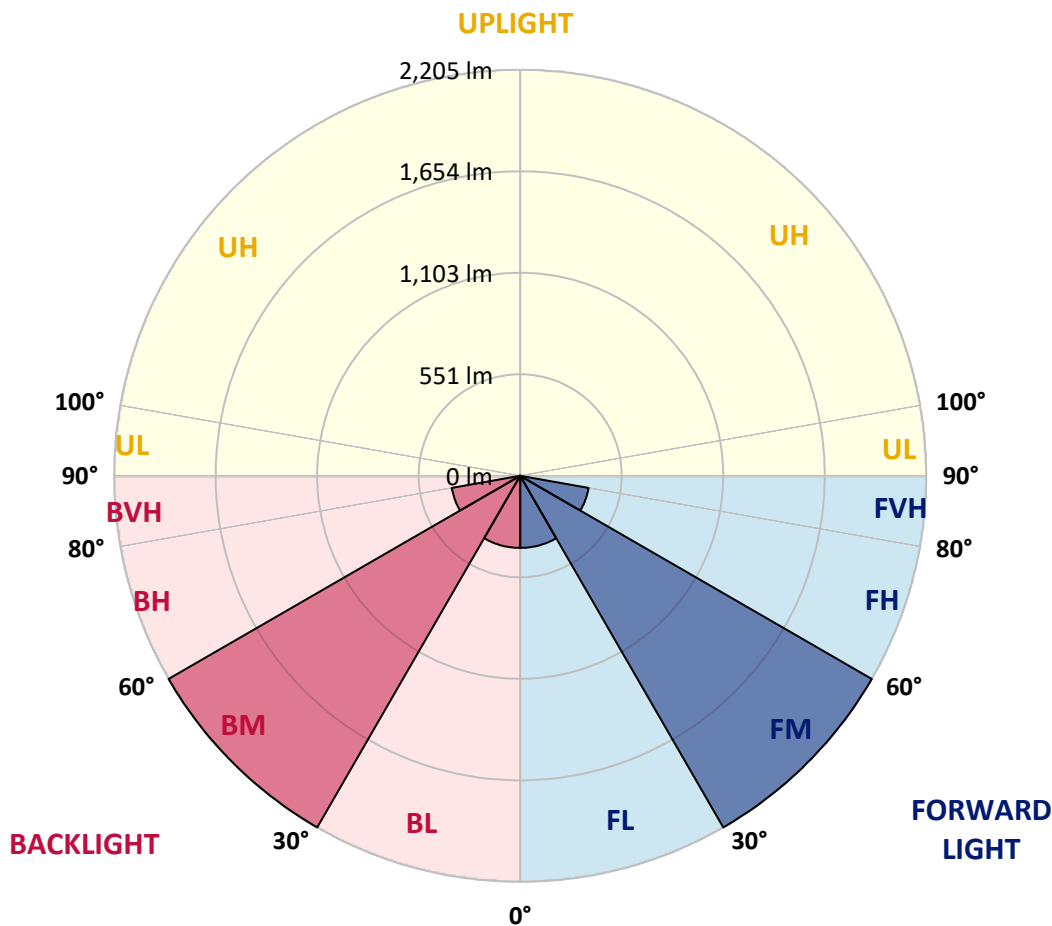
CATALOG NUMBER: GLAN-SA3A-727-U-5WQ-GRSBK

LUMINAIRE CLASSIFICATION SYSTEM LUMEN TABLE AND BUG RATING:

Zone	Lumens	% Fixture	Zone Rating/Lumen Limit		
			B	U	G
FL (0°-30°)	391.6	6.6			
FM (30°-60°)	2205.0	37.0			
FH (60°-80°)	377.3	6.3			G0/660
FVH (80°-90°)	3.6	0.1			G0/10
BL (0°-30°)	391.6	6.6	B1/500		
BM (30°-60°)	2205.0	37.0	B2/2500		
BH (60°-80°)	377.3	6.3	B1/500		G0/660
BVH (80°-90°)	3.6	0.1			G0/10
UL (90°-100°)	0.0	0.0		U0/0	
UH (100°-180°)	0.0	0.0		U0/0	

BUG Rating: B2-U0-G0

Type V Short





REPORT NUMBER: P527913

CATALOG NUMBER: GLAN-SA3A-727-U-5WQ-GRSBK

CANDELA DISTRIBUTION (FULL):

	0°	5°	15°	25°	35°	45°	55°	65°	75°	85°	90°
0°	923.7	923.7	923.7	923.7	923.7	923.7	923.7	923.7	923.7	923.7	923.7
2.5°	921.2	926.2	920.0	917.5	916.2	916.2	912.5	912.5	911.3	912.5	907.5
5°	906.3	911.3	911.3	910.0	902.6	901.3	897.6	895.1	896.4	891.4	895.1
7.5°	891.4	895.1	890.2	888.9	886.4	881.5	880.2	869.1	870.3	870.3	872.8
10°	888.9	887.7	880.2	874.0	866.6	865.3	861.6	859.1	859.1	857.9	861.6
12.5°	888.9	882.7	881.5	867.8	855.4	860.4	850.4	844.2	852.9	855.4	860.4
15°	887.7	893.9	872.8	866.6	857.9	859.1	850.4	844.2	849.2	851.7	855.4
17.5°	895.1	891.4	885.2	872.8	869.1	864.1	852.9	848.0	848.0	854.2	855.4
20°	915.0	905.1	892.6	886.4	890.2	884.0	870.3	851.7	856.6	861.6	865.3
22.5°	933.6	926.2	917.5	913.8	934.9	924.9	901.3	880.2	872.8	881.5	887.7
25°	969.6	969.6	953.5	958.4	982.0	983.3	956.0	918.7	913.8	917.5	920.0
27.5°	1042.9	1046.6	1032.9	1037.9	1047.8	1056.5	1032.9	1001.9	990.7	989.5	993.2
30°	1122.3	1129.8	1128.5	1149.6	1178.2	1183.2	1148.4	1097.5	1064.0	1057.8	1062.7
32.5°	1226.6	1230.3	1227.9	1252.7	1329.7	1365.7	1275.0	1203.0	1158.3	1169.5	1158.3
35°	1422.8	1419.0	1391.7	1396.7	1460.0	1486.1	1399.2	1353.2	1332.1	1354.5	1349.5
37.5°	1591.6	1578.0	1555.6	1587.9	1653.7	1677.3	1586.6	1506.0	1467.5	1504.7	1520.8
40°	1734.4	1699.6	1668.6	1700.9	1789.0	1821.3	1688.5	1622.7	1607.8	1635.1	1669.8
42.5°	1854.8	1832.5	1791.5	1794.0	1852.3	1867.2	1760.5	1722.0	1707.1	1750.5	1767.9
45°	1940.5	1919.4	1880.9	1878.4	1923.1	1913.2	1817.6	1791.5	1800.2	1828.7	1837.4
47.5°	1983.9	1995.1	1972.8	1979.0	2002.6	1979.0	1903.2	1903.2	1883.4	1900.8	1892.1
50°	2109.3	2074.6	2103.1	2103.1	2127.9	2130.4	2054.7	2027.4	1974.0	1944.2	1944.2
52.5°	2255.8	2258.3	2269.5	2310.4	2352.7	2388.7	2280.7	2164.0	2074.6	2036.1	2031.1
55°	2376.2	2401.1	2445.8	2522.7	2644.4	2694.1	2507.8	2299.3	2190.0	2130.4	2118.0
56°	2442.0	2418.5	2495.4	2601.0	2759.9	2824.4	2545.1	2326.6	2206.2	2139.1	2137.9
57.5°	2378.7	2404.8	2458.2	2624.6	2819.5	2903.9	2558.8	2314.2	2141.6	2073.3	2079.5
60°	1878.4	1903.2	1975.2	2161.5	2466.9	2532.7	2165.2	1908.2	1754.3	1656.2	1657.4
62.5°	1062.7	1081.4	1137.2	1309.8	1499.7	1563.1	1349.5	1178.2	1071.4	1016.8	999.4
65°	391.1	383.6	392.3	480.5	597.2	650.6	561.2	474.3	418.4	398.5	391.1
67.5°	146.5	135.3	126.6	135.3	170.1	180.0	165.1	137.8	129.1	132.8	135.3
70°	90.6	85.7	68.3	64.6	63.3	62.1	65.8	69.5	79.5	93.1	95.6
72.5°	63.3	59.6	48.4	45.9	43.5	42.2	48.4	53.4	62.1	72.0	73.2
75°	24.8	26.1	24.8	27.3	28.6	29.8	34.8	38.5	42.2	42.2	41.0
77.5°	5.0	5.0	7.4	9.9	12.4	16.1	23.6	27.3	28.6	27.3	23.6
80°	0.0	0.0	2.5	5.0	9.9	13.7	21.1	23.6	26.1	23.6	18.6
82.5°	0.0	0.0	2.5	6.2	9.9	12.4	19.9	24.8	28.6	26.1	19.9
85°	0.0	0.0	2.5	5.0	7.4	8.7	8.7	6.2	6.2	3.7	2.5
87.5°	0.0	0.0	0.0	0.0	0.0	0.0	0.0	0.0	0.0	0.0	0.0
90°	0.0	0.0	0.0	0.0	0.0	0.0	0.0	0.0	0.0	0.0	0.0

(END OF REPORT)